

CERNIERA DOPPIA APERTURA CON STAFFA LUNGA
HINGE WITH LONG STIRRUP

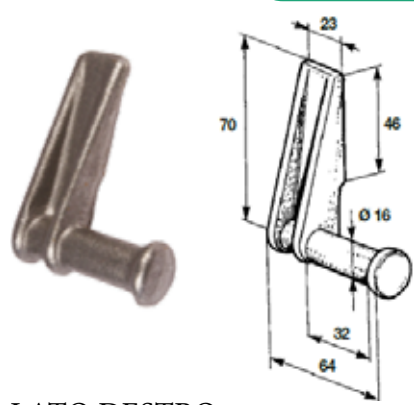


Art.	Descrizione
3425	Staffa cerniera lunga sottosopra, con scalino
3422	Levetta
3426	Pezzo forato tipo stretto per art.3425 - 3422 (art.3420)

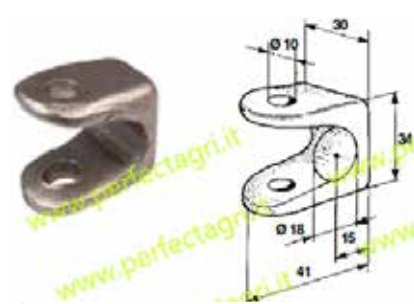


Art.	Descrizione
3423	Paletta grezza

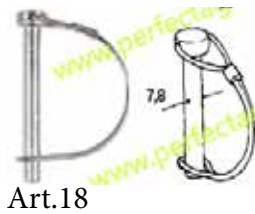
CERNIERA POSTERIORE Ø 16
REAR HINGE Ø 16



LATO DESTRO
Art. 3500 - 3501



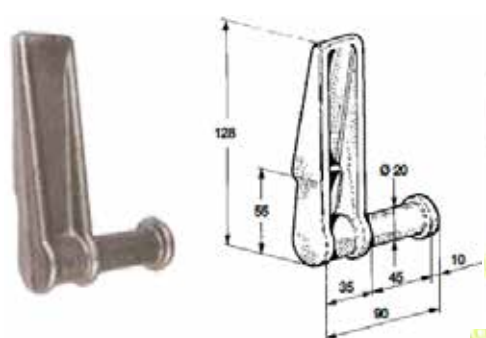
Art. 3502



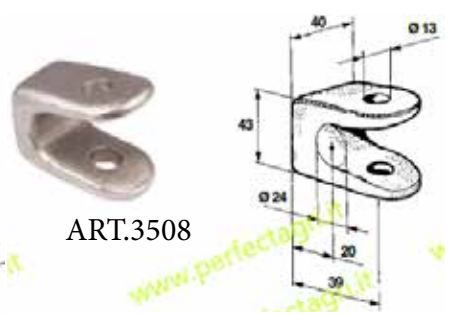
Art.18

Art.	Descrizione	Lato
3500	Cerniera posteriore Ø 16	Dx
3501		Sx
3502	Supporto per cerniera posteriore	
18	Spinotto	

CERNIERA POSTERIORE Ø 20
REAR HINGE Ø 20



LATO DESTRO ART.3506 - 3507



ART.3508



ART.3509

Art.	Descrizione	Lato
3506	Cerniera posteriore Ø 20	Dx
3507		Sx
3508	Supporto per cerniera posteriore	
3509	Chivistello Ø 12	